

LK-1910 LK-1920 (With intermediate presser)

Computer-controlled, High-speed Shape-tacking Machine
[Sewing area: 60mm(L)×100mm(W)]

Pursuing both the high
productivity and excellent operability

JUKI



LK-1920

LK-1910 LK-1920

SPECIFICATIONS

Model name	LK-1910		LK-1920	
	Medium-weight	Heavy-weight	Medium-weight	Heavy-weight
Application	Medium-weight	Heavy-weight	Medium-weight	Heavy-weight
Max.sewing speed	2,500 sti/min* (when stitch length is 3mm or less)			
Sewing area	60mm (L) × 100mm (W)			
Stitch length	0.1mm~10mm (0.1mm step)			
Needle bar stroke	41.2mm			
Lift of the feeding frame	Max. 22mm (electromagnetic) / Max. 25mm (pneumatic)			
Lift of the intermediate presser	—		18mm	
Stroke of the intermediate presser	—		Standard 4mm (0mm and 4mm~10mm)	
Needle	DP×5 (#14)	DP×17 (#18)	DP×5 (#14)	DP×17 (#18)
Hook	Double-capacity shuttle hook			
Feed motion work clamp foot	Max.20,000 stitches			
Standard sewing patterns	No.50, No.51, No.52			
Number of patterns that can be input	200 patterns			
Enlarging / Reducing facility	20~200% (1% step), (by increasing the stitch length)			
Bobbin thread counter	Provided as standard (Up / down method)			
Memory medium	Memory /EEP-ROM			
Lubricating oil	JUKI New Defrix Oil No.2 (equivalent to ISO VG32)			
Sewing machine motor	AC servomotor (direct-drive system)			
Power consumption	Single-phase, 3-phase 200~240V / 380VA			
Weight	Machine head (include motor) 46kg, control box 5kg			

*sti/min is the abbreviation for "stitches per minute"

WHEN YOU PLACE ORDERS

Please note when placing orders, that the model name should be written as follows:

Machine head / Control box

Model	Code
Intermediate presser	
Not provided	10
Provided	20

Feeding frame	Code
Monolithic feeding frame (electromagnetic)	S
Separately driven feeding frame (pneumatic)	A

Power supply	Code
3-phase 200~240V	D
Single-phase 200~240V	K
Single-phase 200~240V(CE)	N

LK19 Z/MC676

Application	Code
Medium-weight	S
Heavy-weight	H

Subclass	Code
Standard	5000
Subclass	5001~
Side wiper	5045*

*Sub-class of 5045 is only for LK-1920SS and LK-1920HS

Specification	Code
LK-1910 <input type="checkbox"/> S: Monolithic feeding frame (electromagnetic)	1
LK-1910 <input type="checkbox"/> A: Separately driven feeding frame (pneumatic)	2
LK-1920 <input type="checkbox"/> S: Monolithic feeding frame (electromagnetic)	3
LK-1920 <input type="checkbox"/> A: Separately driven feeding frame (pneumatic)	4

Pedal switch*	Code
1-pedal unit	F
3-pedal unit	B
PK 3-pedal unit (pk47)	D

*Select "F" for the monolithic feeding frame (electromagnetic), select and "B" or "D" for the separately driven feeding frame (pneumatic).

● To order, please contact your nearest JUKI distributor.

JUKI ECO PRODUCTS The MF-3620 is an eco-friendly product which complies with JUKI ECO PRODUCTS standards for protecting the environment.

● The sewing machine complies with the "Juki Group Green Procurement Guidelines" on the use of hazardous substances, which is stricter than other restrictions, such as those of the RoHS Directive.

For details of JUKI ECO PRODUCTS, refer to: <https://www.juki.co.jp/en/company/eco>

*The RoHS Directive is an EU Directive limiting the use of 6 hazardous substances (lead, hexavalent chromium, mercury, cadmium, PBB and PBDE) in electrical and electronic equipment. The Juki Green Procurement Guideline is the voluntarily established criteria to eliminate not only the aforementioned six substances, but also other ones which also adversely affect the environment.



Registered Organization: JUKI CORPORATION Head Office
The Scope of the Registration: The activities of research, development, design, sales, distribution, and maintenance services of industrial sewing machines, household sewing machines and industrial robots, etc., including sales and maintenance services of data entry systems.

JUKI
JUKI CORPORATION
SEWING MACHINERY & SYSTEMS BUSINESS UNIT

2-11-1, TSURUMAKI, TAMA-SHI,
TOKYO 206-8551, JAPAN
PHONE: (81) 42-357-2370
FAX: (81) 42-357-2274
<https://www.juki.co.jp/en>

* Specifications and appearance are subject to change without prior notice for improvement.
* Read the instruction manual before putting the machine into service to ensure safety.
* This catalogue prints with environment-friendly soyink on recycle paper.
* Paper from responsible sources FSC™ C001712

LK-1910 LK-1920


The sewing speed of 2,500 sti/min is the fastest-level sewing speed among the shape-tacking machines. The sewing machine has adopted a semi-rotary two-fold capacity hook.

In addition, the sewing machine comes with enhanced functions such as the feeding frame with a higher lift and the direct-drive machine head that provides excellent responsiveness and stop accuracy support the machine's high-speed performance, thereby achieving increased productivity.

This sewing machine can be used for a broad range of sewing such as attaching small parts, ruffling curtains and attaching labels.



LK-1910



LK-1910SS (Medium-weight)



LK-1910SS (Medium-weight)



LK-1920HS (Heavy-weight)

Higher productivity

The maximum sewing speed of 2,500 sti/min is achieved.

The sewing machine achieves the highest-level sewing speed, 2,500 sti/min, among shape-tacking machines, contributing to the achievement of shortened cycle time.

Frequency of bobbin thread changing is decreased.

The sewing machine is provided as standard with a semi-rotary, two-fold capacity hook. As a result, the frequency of handsome replacement of bobbin thread is decreased. In addition, this hook allows the sewing machine to demonstrate its capability of sewing with thick thread.

Sewing capability is improved.

The range of applicable count of thread is widened to improve responsiveness to the sewing of heavy-weight materials. This improvement contributes to the enhancement of sewing capability. The sewing machine comes in two different types, i.e. the medium-weight materials sewing type (S) and the heavy-weight materials sewing type (H). You may select either one according to the application.

Excellent responsiveness

Sewing area that supports a broad range of applications.

The sewing machine is provided with a wide sewing area of 60 mm (length) × 100 mm (width). As a result, the sewing machine responds to a wider range of applications such as attaching name labels and small parts, ruffling curtains, sewing ends of jeans belts and attaching labels.


Intermediate presser that securely clamps the material <LK-1920>.

The machine is provided as standard with an intermediate presser to prevent the material from flopping, thereby promising beautiful seams. Since height and stroke of the intermediate presser can be adjusted, quick responsiveness to changes in material thick or the number of layers materials is ensured.

The feeding frame type can be selected to match the use of the machine in your work.

Two different feeding frame types are available, i.e., the monolithic type (electromagnet-driven) and the separately-driven type (pneumatically-driven) that has separate right and left frames. You may select the best-suited type of the feeding frame according to the application and work.

*The monolithic type (electromagnet-driven) is provided with the manual pedal that allows the feeding frame to be lifted/lowered according to how the pedal is depressed.




LK-1920
(Separately driven feeding frame
<pneumatic>)

Excellent operability

Function-rich easy-to-use operation panel.

- Functions such as the sewing speed and bobbin thread counter can be easily set on the operation panel by entering desired setting values. Cycle sewing that combines patterns can be registered. In addition, the automatic correction function eliminates distortion of a pattern when enlarging or reducing it.
- Standard sewing patterns can be assigned to pattern keys P1 to P50. Any of the sewing patterns assigned to the P1 to P25 pattern keys can be activated with a touch of the corresponding key. This means that workability is improved by assigning 25 sewing patterns that are most frequently used to those pattern keys.
- As many as 99 different cycle sewing patterns, each of which combines a maximum of 99 different sewing patterns, can be stored in the memory.



Option

Programming software for computer-controlled sewing machines

Use the pattern creation software PM-1 (separately available) to create pattern data. With the PM-1, data can be created with ease using the general-purpose personal computer.

System Formation

Personal computer

USB

Panel

Optional devices is available for handling the machine's wide range of processes and applications.

Pneumatic inverted clamp device

FU02L*



The device is best-suited to attaching small articles such as labels and emblems by sewing the entire circumference.

Needle cooler

PART No. 142-25056*



The needle cooler blows air to the needle, thereby preventing thread breakage caused by hot needles.

Thread tension controller No.3

PART No. B5019-222-0B0*



The tension controller unit used to partially change the needle thread tension during the sewing of a pattern.

- *The following parts are necessary when using the thread tension controller No.3.
- Air tube (Part No. BT-0400251-EB)
 - Solenoid valve (Part No. PV-1502090-00)
 - Solenoid valve connector assembly (Part No. 142-04754)

1-pedal unit for stading work PK-57

PART No. GPK-570010B0

*The following parts are necessary when using the 1-pedal unit.
• Junction cable (Part No. M9013-590-0A0)

Blank material for the feed plate for feeding frame

The blank material for machining is provided.

PART No.

- B2553210D0A (Monolithic feeding flame blank with knurl)
- B2553210D0B (Monolithic feeding flame blank without knurl)
- B2554210D0B (Separately driven feeding frame blank without knurl(right))
- B2554210D0C (Separately driven feeding frame blank without knurl(left))
- B2554210D0A (Separately driven feeding frame blank without knurl)
- 142-24000 (Feed plate with knurl)
- 142-24109 (Feed plate without knurl)

Options with asterisks() can be mounted to machines equipped with separately driven feeding frames (pneumatic)
<"Feeding flame type: A" in "When you place orders">.