

MODEL 104 SERIES

With
 UNIVERSAL FEED MOVEMENT
 ADJUSTABLE NEEDLE PLATE
 EASY HAND OPERATED DIRECTIONAL CONTROL



Model 104-3

MODEL 104-3 / 104-3T

- Same as Models 104-1 and 104-2, but specially suitable for Attaching Tape on Dresses, Suits, Table-Clothes, Bedspreads, etc. Moss/Drop stitch



Model 104-10T

MODEL 104-10 / 104-10T

- Moss/Drop stitch, Attaching tape, Braiding stitch, Ray stitch



Model 104-10

MODEL 104-1 / 104-1T

- For General Use in Ornamental Embroidery Stitching & Initialing.

MODEL 104-2T

- Same as Model 104-1, but especially suitable for Embroidery on Quilts, Coverlets, Gowns and other quilting materials.

**SINGLE NEEDLE
 SINGLE THREAD
 CHAINSTITCH
 EMBROIDERY MACHINE**

Model 104 SERIES

APPLICATIONS


- Suitable on such products as wearing apparel, linens, towels, bedspreads, shirts, shop coats, curtains, banners, emblems, blankets, table cloths, coats and caps
- Ideal for use by laundries, camping outfitters, upholsterers, drapery shops, uniform clothing suppliers, linen suppliers and sporting goods stores
- Chainstitching and drop or mossstitching

FEATURES

- Universal feed movement allows free-hand stitching in any shape, form, style or direction
- Adjustable needle plate accommodates a variety of needle sizes and threads
- Easy-to-change hook needle
- Uses all types of thread: cotton, silk, wool, metal and synthetic
- Equipped with device for changing from chainstitch to dropstitch without removing work or rethreading machine
- Model 104-100 available for sewing sequins

QUILTER-EMBROIDERY

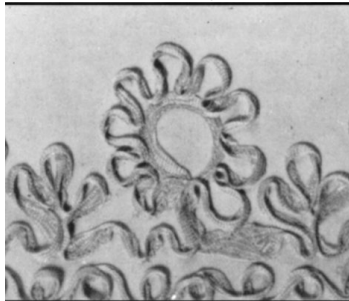
• Chainstitch




• Moss Stitch/Drop Stitch



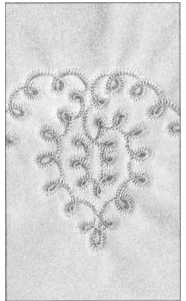
• Tape-Attaching



• Braiding (Cording)



• Ray Stitch



SPECIFICATIONS

Models	104-1 / 1T	104-2 / 2T	104-3 / 3T	104-10 / 10T
Stitch Type	Single Needle , Single Thread - Chainstitch - Type 101			
Speed - s.p.m.	800 stitches per minute (depending on material and thread)			
Feed	Universal Feed Movement			
Max. Stitch Length	9/64" (3.5 mm)	11/64" (4.5 mm)	9/64" (3.5 mm)	13/64" (5mm)
Presser Foot Lift	3/16" (5 mm)			9/32" (7mm)
Needle Bar Stroke	9/16" (14 mm)			
Needle Used	137x1 TR (Chainstitch)		137x1 SM (Moss Stitch, Drop Stitch)	
Work Space	10-1/4" (260mm)			
Bed size	7-3/4" x 16-3/8" (197mm x 416mm)			